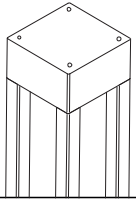
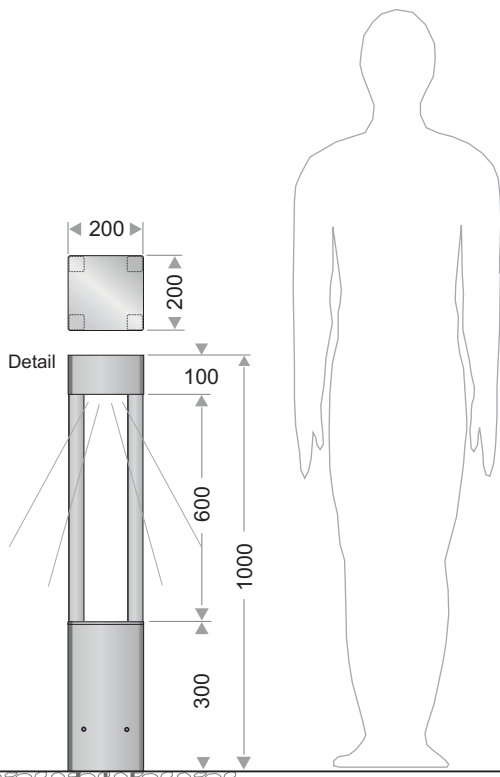
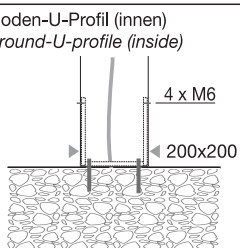


## COLLONA Q

## Datenblatt / data sheet

Alle Modelle sind international gesetzlich geschützt.  
All models are protected by international law.

Projekt / project:	Bestellnr. / item no.:	Datum / date:
<p>Detail</p> 	<p><b>COLLONA Q Pollerleuchte / bollard light Typ 410</b></p> <p><b>Standrohr / standpipe:</b></p> <p>- 200 x 200 mm Edelstahl / stainless steel</p> <p>+ 4 x 40 x 40 mm</p> <p>V2A / type 304 <input type="checkbox"/> V4A / type 316 <input type="checkbox"/></p> <p>Oberfläche / surface:</p> <p>glasperlengestrahlt / glass-bead blasted <input type="checkbox"/></p> <p>pulverbeschichtet / powder coated RAL <input type="checkbox"/> DB <input type="checkbox"/> .....</p> <p>Oberflächenstruktur / surface texture: .....</p> <p><b>Lichtauslass / light outlet:</b></p> <p>1 x 120 x 120 mm</p> <p><b>LED Lichttechnik / LED light technology:</b></p> <p>Lichtstrom in Lumen / luminous flux in lumens (4000 K):</p> <p>15,4 Watt / 350 mA / 2315 lm <input type="checkbox"/></p> <p>32,2 Watt / 700 mA / 4380 lm <input type="checkbox"/></p> <p>50,2 Watt / 1050 mA / 6180 lm <input type="checkbox"/></p> <p>Farbtemperatur / colour temperature (CCT):</p> <p>3000 K <input type="checkbox"/> Standard 4000 K <input type="checkbox"/> 5000K <input type="checkbox"/></p> <p>Abstrahlwinkel / beam angle:</p> <p>symmetrisch / symmetrical <input type="checkbox"/></p> <p>asymmetrisch / asymmetrical <input type="checkbox"/></p> <p>Spannung / voltage: 120 - 230 VAC / 50 Hz</p> <p>Schutzart / protection class: IP 67</p> <p>Schutzklasse / electrical safety class: 1 <input type="checkbox"/> 2 <input type="checkbox"/></p> <p><b>Netzteil / power supply unit:</b></p> <p>Anschlußspannung / connected load: 100-240VAC</p> <p>Frequenz / frequency: 50 - 60 Hz</p> <p><b>Kabel / cable:</b></p> <p>mit Kabel L 500 mm / with cable L 500 mm</p> <p>oder / or ..... mm</p> <p><b>Montage auf / installation on:</b></p> <p>.....</p> <p>Weitere Angaben / further information:</p>	<p>Höhe variabel / variable in height A (Standard 1000 mm)</p> 
<p>Boden-U-Profil (innen) ground-U-profile (inside)</p> 	<p>Beton / concrete</p>	